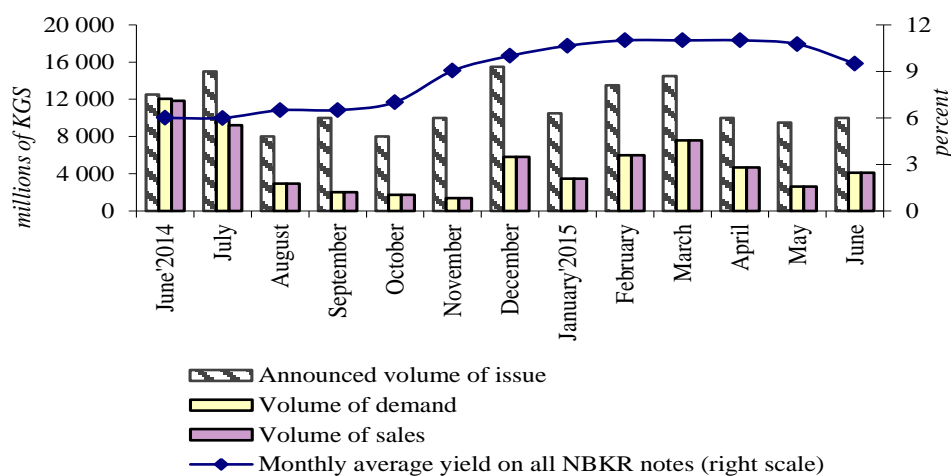


## NBKR Notes (June 2015)

**Chart 1. Demand and Placement of NBKR Notes**



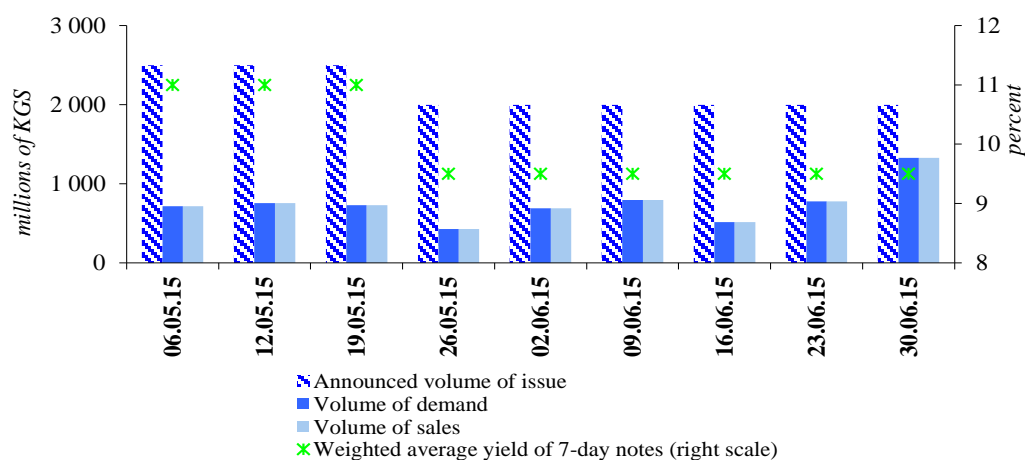
In the reporting period, the National Bank of the Kyrgyz Republic held five auctions, the total volume of the supply amounted to KGS 10.0 billion, which is by 5.3 percent higher than in the previous month.

The average auction<sup>1</sup> volume of demand of conducted auctions increased by 24.5 percent and amounted to KGS 819.3 million. In line with the National Bank monetary policy, the sales volume was still presented only by 7-day notes in the reporting period. The volume of notes in circulation amounted to KGS 777.5 million at the end of the reporting period having decreased by 41.5 percent since the beginning of the year. Commercial banks with the same share of 89.5 percent were still the principal holders of the National Bank notes. The share of resident legal entities constituted 8.2 percent, institutional investors made 2.3 percent.

Thus, the volume of sales in the reporting period amounted to KGS 4.1 billion having increased by 55.7 percent as compared to the previous month.

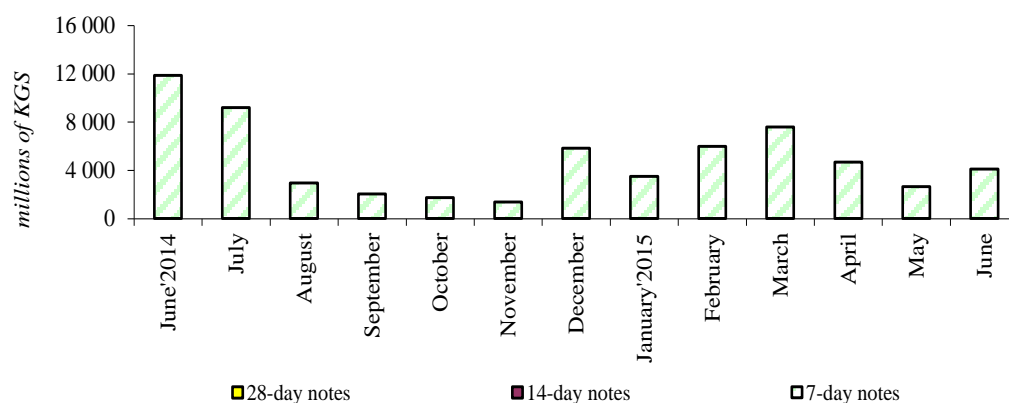
The weighted average yield of NBKR notes in the reporting period amounted to 9.5 percent (-1.3 percentage points).

**Chart 2. Dynamics of Demand, Sales and Yield of NBKR Notes**



<sup>1</sup> This index is used instead of total volume of demand/supply for a month as the quantity of auctions held during the month is not constant.

**Chart 3. Dynamics of NBKR Notes Sales**



**Table 1. Structure of NBKR Notes Holders at Par Value**

*millions of KGS*

Date	TOTAL	Including							
		Commercial Banks		Resident Legal Entities		Resident Individuals		Institutional Investors	
		Amount	Share	Amount	Share	Amount	Share	Amount	Share
01.07.2014	3 011,7	1 384,0	46,0%	1 607,0	53,4%	0,0	0,0%	0,0	0,0%
01.08.2014	0,0	0,0	0,0%	0,0	0,0%	0,0	0,0%	0,0	0,0%
01.09.2014	336,7	280,0	83,2%	56,7	16,8%	0,0	0,0%	0,0	0,0%
01.10.2014	33,0	10,0	30,3%	23,0	69,7%	0,0	0,0%	0,0	0,0%
01.11.2014	37,8	35,0	92,6%	2,8	7,4%	0,0	0,0%	0,0	0,0%
01.12.2014	279,0	273,0	97,8%	6,0	2,2%	0,0	0,0%	0,0	0,0%
01.01.2015	1 328,3	1 276,0	96,1%	3,9	0,3%	0,0	0,0%	48,4	3,6%
01.02.2015	1 125,0	1 081,0	96,1%	0,0	0,0%	0,0	0,0%	44,0	3,9%
01.03.2015	1 472,0	1 368,0	92,9%	104,0	7,1%	0,0	0,0%	0,0	0,0%
01.04.2015	1 576,5	1 136,5	72,1%	440,0	27,9%	0,0	0,0%	0,0	0,0%
01.05.2015	811,5	737,0	90,8%	74,5	9,2%	0,0	0,0%	0,0	0,0%
01.06.2015	427,8	258,0	60,3%	152,0	35,5%	0,0	0,0%	17,8	4,2%
01.07.2015	777,5	695,5	89,5%	64,0	8,2%	0,0	0,0%	18,0	2,3%